District 381

As of June 2022 Cumulative

Year	New Clubs	Dropped Clubs	Gain/ Loss Clubs	New Members	Charter Members	Reinstate Members	Transfer Members	Total Member Added	Total Members Dropped	Gain/ Loss Members
2017-2018	44	3	41	1,935	1,586	22	70	3,613	1,915	1,698
2018-2019	0	2	-2	284	67	1	127	479	2,466	-1,987
2019-2020	0	0	0	2	83	6	154	245	1,867	-1,622
2020-2021	0	0	0	1,629	46	11	140	1,826	1,455	371
2021-2022	0	0	0	6	59	15	71	151	1,293	-1,142
Average	**9**	**1**	**8**	**771**	**368**	**11**	**112**	**1,263**	**1,799**	**-536**

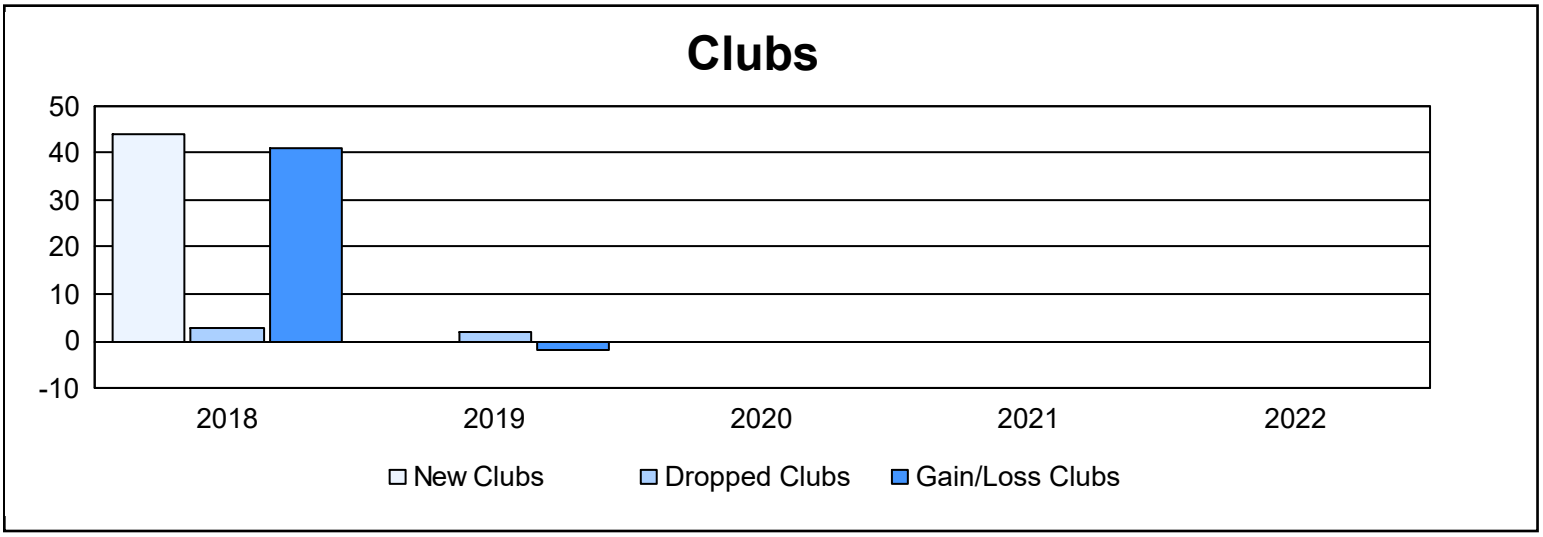

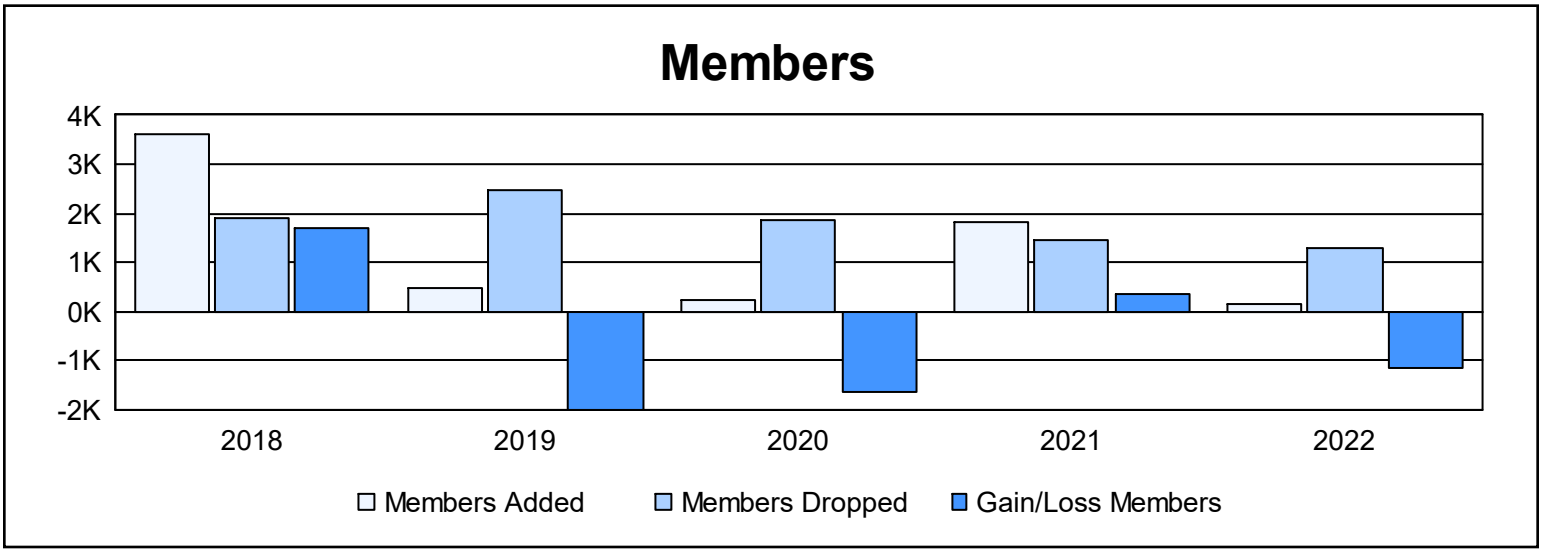

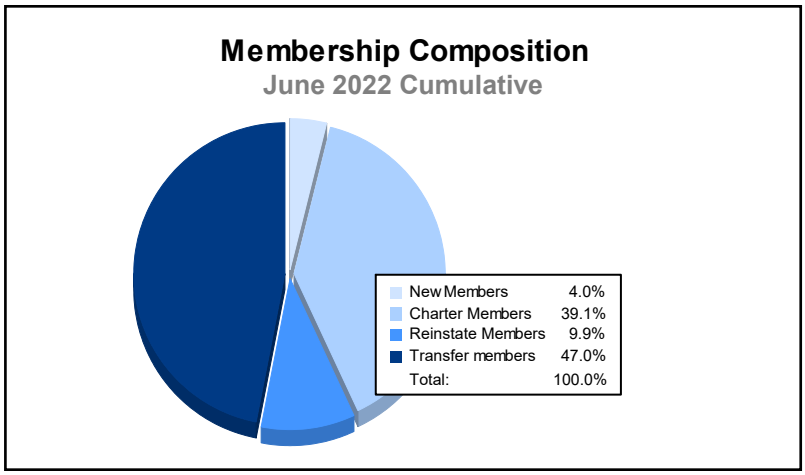
Membership Composition
June 2022 Cumulative
New Members 4.0%
Charter Members 39.1%
Reinstate Members 9.9%
Transfer members 47.0%
Total: 100.0%

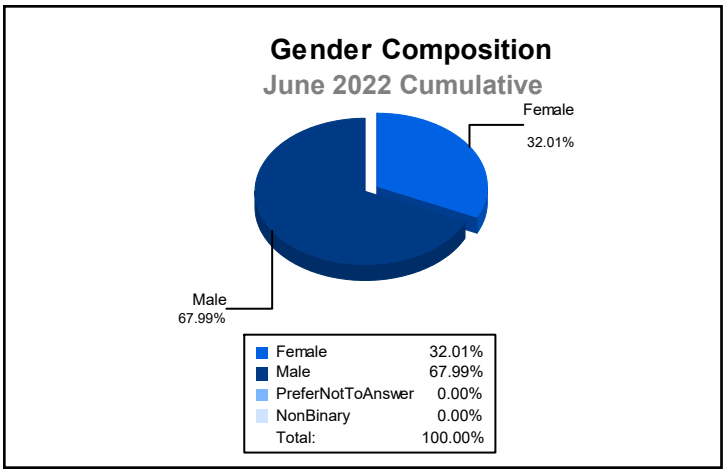
Gender Composition
June 2022 Cumulative
Female
32.01%
Male
67.99%
Female 32.01%
Male 67.99%
PreferNotToAnswer 0.00%
NonBinary 0.00%
Total: 100.00%